



**NEAR EAST UNIVERSITY  
FACULTY OF DENTISTRY**

**2025-2026 ACADEMIC YEAR**

**DPC300 YEAR 3 PRACTICAL COMMITTEES  
MATERIAL LIST**

## MATERIALS COMMONLY USED IN DPC300 PRACTICAL COMMITTEE

### Rotary Instruments

- Angldruva
- Milling cutter for Angldruva – varies depending on the practical subblock; refer to the list of the relevant practical subblock
- Aerotor
- Piyasemen
- Micromotor + Micromotor Handpiece
- Maintenance oil for Angldruva and aerotor

### Hand Tools

- Mirror
- Probe
- Tweezer
- Siman Glass
- Siman Spatula

### Other Materials

- Puar
- Alcohol Burner
- Pink Wax
- Name Tag (ID card)
- Transparent Ziplock Freezer Bags (multiple – for placing teeth when submitting assignments)
- Labels (multiple – for sticking on assignment submission bags)
- Fine-tip Permanent Marker (small)
- Scissors
- Canvas or Disposable Protective Table Cloth (40x70 cm)

### Protective Equipment

- Mask
- Gloves
- Head Cap
- Protective Glasses
- Long-sleeve White Lab Coat
- Protective Shield

In addition to the materials listed above, the list of other materials to be used in different practical subcommittee can be found under the relevant Practical Committee.

## PROSTHETIC DENTISTRY PRACTICAL SUBCOMMITTEE

- Frasco Silicone Matrixes
  - Dentulous Jaw Matrix - 1 Set – (Code: Ag-3g)
  - Edentulous Jaw Matrix - 1 Set – (Code: B-3 Nmg)
- Dental stone (either yellow or blue)
- Plaster (white)
- Mixing bowl and spatula
- Alginate impression material
- Zinc oxide eugenol impression material
- Prefabricated edentulous metal trays for upper and lower jaw (size: 2 or 3)
- Base plates for upper jaw (minimum 5)
- Base plates for lower jaw (minimum 5)
- Scissor
- Permanent marker
- Pink wax (1 pocket)
- Spatulas
- Artificial teeth set for alignment (minimum 3 sets)
- Cement glass (12\*12 cm)
- 2 large flasks and a clamp
- Isolation material and applicator brush
- Heat-cure acrylic resin (powder-liquid) (pink)
- Auto-polymerizing acrylic resin (pink) 2 boxes
- 2 occlusors
- Glass and spatula for acrylic resin manipulation
- Micromotor, low speed handpiece, contra-angle handpiece
- Finishing burs (thin and thick monster burs)
- Polishing burs (green stone, felt bur, cotton bur)
- Pumice powder
- Pure alcohol
- Glazing paste for acrylic
- Toothbrush
- Sandpaper
- Table cover
- Protective glass
- Submission bags with name tag, pen, submission box
- Semi-circled clasp wire (0.7 mm)
- Fully circled clasp wire (0.5 mm)
- Walsacks plier
- Flat plier
- Cutter
- Plaster
- Acetate pen
- Torch, lighter

## PROSTHETIC DENTISTRY SIMULATON PRACTICAL SUBCOMMITTEE

- Frasaco Models
- Extra teeth (frasaco compatible)
- High-speed handpiece
- All burs compatible with high-speed handpiece (short chamfer, long chamfer, shoulder, flame, football) (It is especially recommended that you buy 3-4 chamfer burs.)
- Suction tip (10 piece)
- Mirror, probe
- Protective shields, protective glass, mask, gloves, protective cap
- Table cover or baby nappies
- Napkins and wet wipes
- Submission bag, name tag, pen

### For Post-core

- The tooth number 11 or 21, which has already been root canal filled, will be placed in the acrylic model before coming to the course.
- Prefabricate metal post system (10 students can share)
- Dental intraoral film (self-developing) (min 5 piece)
- High and Low Speed Handpieces
- High Speed Handpiece Burs (chamfer, shoulder, flame, football)
- Peeso reamer or Gates Glidden set (from number 1 to 6)
- Partial impression tray
- C- type silicone impression material (putty, activator and light body) (4 students can share)
- Toothpick
- #35 or #40 lentulo root canal instrument
- Zinc Phospahte Cement (10 students can share)
- Cement glass and cement spatula
- A tube light cure composite resin (primer, bond and applicator brush)
- LED light device for polymerization of composite
- Protective shields, protective glass, mask, gloves, protective cap
- Table cover or baby nappies
- Napkins and wet wipes
- Submission bag, name tag, pen

## RESTORATIVE DENTISTRY SUBCOMMITTEE

### Materials to be Purchased Individually

#### Hand Instruments

- Probe – Periodontal Probe
- Tweezers
- Port-amalgam
- Plugger for amalgam (small tip, max diameter: 1 mm)
- Cement plugger (small tip, max diameter: 1 mm)
- Cement Spatula
- Metal mouth spatula
- 2 different types of Carver (small)
- Burnisher (small)
- Excavator
- Puar
- Dental Spatula(Mouth Spatula)

#### Burs (Diamond burs suitable for low hand piece and aerator)

- Round burs (Green banded/10 and 12 code number)
- Fissure burs (Green banded/10 and 12 code number)
- Flame-tipped/Separation burs (Green banded/10 and 12 code number)
- Flame-tipped/Separation burs (Yellow banded/10 and 12 code number)
- Pear-shaped (Yellow banded)
- Inverted conical (Green banded/10 and 12 code number)

#### Rubbers

- Brown
- Green
- Yellow
- White

#### Matrix and matrix bands

- Ivory matrix band with 2 and 3 holes
- Ivory Matrix
- Tofflemire matrix and bands with both 0,5mm and 0,7 mm length)
- V-shaped matrix band for tofflemire matrix
- Transparent celluloid bands

#### Others

- Freseco Models with artificial teeth (Back up information will be given)
- DES(EduDent) Caries models (Back up information will be given)
- Wedge
- Scissors
- Low Hand Piece
- Aerator
- Glass mixing slab
- Mask
- Gloves
- Bonnet
- Protecting Glasses

- Tub
- Zip lock refrigerator bags
- Small Jar
- White Scrubs (Top and pants)
- Name Tag

#### Group Materials

- Capsule Amalgam (1 and 2 Spill)
- 3-step total etch adhesive system (acid/primer/bond)
- Zinc Phosphate Cement
- Traditional Glass Ionomer Cement
- Composite Resin
- LED light device for polymerization

## ENDODONTICS PRACTICAL SUBCOMMITTEE

### Basic Materials

1. Full White Scrubs
2. Roll of paper towel
3. Large Pack of Wet Wipes or Surface Cleaning Towels
4. Disposable baby diaper changing cover
5. Small-sized garbage bag
6. Large metal dental tub (Must be large)
7. Mask (1 box)
8. Gloves (1 box)
9. Dental surgical fabric cap (Must be fabric)
10. Transparent safety glasses or face shield
11. Very fine point permanent marker
12. Scissors
13. Endodontic Ruler or Milimetric paper
14. Transparent ziplock freezer bag and name tag/label (to use in submission)
15. Cardboard / plastic cup

### Hand Tools:

1. Mirror
2. Explorer (Endodontic Explorer is highly recommended)
3. Tweezer/Plier
4. Cement glass/cement spatula

### Dynamic Hand Tools:

1. Low-Speed Handpiece and Micromotors
2. High-Speed Handpiece
- 3.

### Burs:

1. Endo Z Bur (compatible with High and Low-Speed Handpiece)
2. Diamond Fissure Bur (Fine and long, compatible with High and Low-Speed Handpiece)
3. Diamond Round Bur (For High and Low-Speed Handpiece, small, medium and large size)
4. Gates Glidden Bur 1-6 Assemble (2 sets)

### Single-Use Materials:

1. 2ml Dental injectors with a fine needle (needle size **30G**, 15 pieces)
2. Self-developing dental x-ray films (\*jointly purchasable)
3. X-ray film protective pouch/sleeve

## **Canal Instruments**

### **1. Hand Files:**

- 06 Size K File – 25mm ( 2 set)
- 08 Size K File – 25mm (2 sets)
- 10 Size K File – 25mm (2 sets)
- 15-40 Size Assorted H File– 25mm (1 set)
- 45-80 Size Assorted H File – 25mm (1 set)
- 15-40 Size Assorted K File – 25mm (1 set)
- 45-80 Size Assorted K File – 25mm (1 set)
- 15-40 Size Assorted K File– 31mm (1 set)
- 45-80 Size Assorted K File – 31mm (1 set)

### **2. Gutta Percha**

- Gutta Percha 15-40 Size Assorted
- Gutta Percha 45-80 Size Assorted
- Gutta Percha 20 Size
- Gutta Percha 25 Size

### **3. Paper point**

- Paper point 15-40 Size Assorted
- Paper point 45-80 Size Assorted

### **4. 15/40 Size Assorted Spreader (1 set)**

## **Consumable**

- Endomethasone Root canal filling paste (Powder and liquid) (\*jointly purchasable)
- Cold Cure Denture Base Acrylic (Transparent)
- Pink modeling wax
- Alginate powder
- Flexible spatula and bowl (for mixing alginate)

## **Preferably**

- Ergonomic Dental Loupe with at least 3x magnification and light device (Dental Loupe is highly recommended to use as it provides a clearer image during the procedure. However, it is not mandatory).

## **Extracted Real Human Teeth without caries**

- Maxillary and Mandibular Anterior Teeth (Central, canine, and Lateral)
- Maxillary and Mandibular Premolar Teeth (Double and single rooted for Maxillary Premolar)
- Maxillary and Mandibular Molar Teeth

• **NOTE:** Plastic model teeth with root canals that are produced for endodontic purposes are not recommended because they are expensive and do not imitate real teeth well. However, we can still accept plastic teeth for access cavity preparation if real extracted teeth cannot be found. Real extracted teeth without cavities are highly recommended for effective learning.



### **Fantom Materials:**

1. Rubber-Dam Kit (\*Since the Rubber-Dam Set will be purchased individually, choose the cheaper ones.)

- Rubber Dam Sheets
- Clamps Set (The clamp set should be as in Figure 1)
- Forceps
- Punch
- Frame

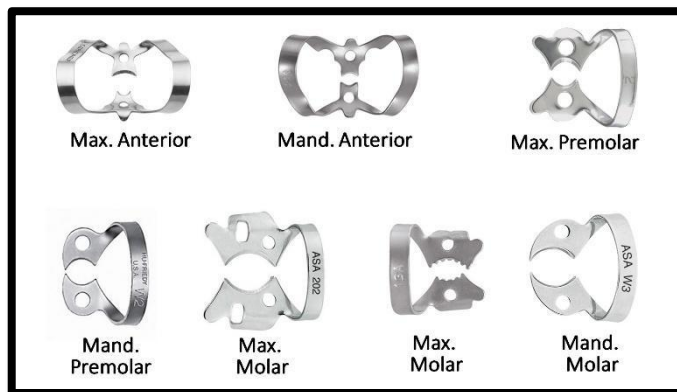


Figure 1. Sample Clamp Set Content

2. Phantom Jaws and white teeth

- EduDent RealEndo (Maxillary and Mandibular Jaws)

Only "EduDent RealEndo" branded dual jaws MUST BE USED! The use of jaws not belonging to this brand will not be permitted.

\*\* Images of EduDent RealEndo jaws are available below;



Contact information for EduDent RealEndo jaws is provided below;

➤ **EduDent Educational Materials (Soner Pektaş)**

Address: Girne District. Irmaklar Street. Küçükyalı Business Center No:72-4H Maltepe / Istanbul - Turkey

Tel: +90 554 7704470

+90 543 1261010

Email: [info@edudentem.com](mailto:info@edudentem.com)

Web: <https://www.edudent.com.tr/>

➤ **Çınar Dental Supply**

Address: Vakıflar Business Center 51/B, next to Ortaköy Mosque, Ortaköy, Nicosia, TRNC (Turkish Republic of Northern Cyprus)

Tel: +90 533 860 9581

## PEDIATRIC DENTISTRY SUBCOMMITTEE

At least 2 extracted primary molars and 2 permanent molars

(Storage conditions: Extracted teeth are first cleaned of blood and tissue debris. Then it will be kept in 1% sodium hypochlorite (bleach) in a jar (2 ml hypochlorite for 200 ml of water). This solution will be changed weekly.

Materials that the student will bring individually




- Pencil 1 piece
- Eraser 1 piece
- Glove 1 BOX, At least 1 glove is used for each application
- Cap: 1 piece
- Mask: 1 BOX, At least 1 mask is used for each application
- Tooth Brush (child): 1 piece
- Tooth Brush (adult): 1 piece
- Colored Toothpaste: 1 piece, Colored like red and blue (not white)
- Mirror (intraoral examination) : 1 piece
- Probe: 1 piece
- Dental Tweezer: 1 piece
- Small tipped cement plugger: 1 piece
- Mouth Spatula: 1 piece
- Excavator: 1 piece
- Burnisher: 1 piece
- Matrix carrier and tape: 1 piece
- Cement Glass : 1 piece
- Cement Spatula: 1 piece
- Micromotor- Low speed handpiece: 1 piece
- Aeretör (High Speed Handpiece): 1 piece
- Children's jaws (upper- lower set): 1 piece Edudent (PedoPrep)  
(<https://www.edudentem.com/Products/Detail/12?catId=3>)
- The spare replacements for decayed molar teeth should also be purchased. At least 2 spares should be taken for each tooth
- Tell the seller you are from NEU. They are going to give you the jaw and teeth you need



### BURS

- Steel Round: 1 piece
- Diamond round: 1 piece
- Diamond fissure: 1 piece
- Diamond Flame Tipped: 1 piece
- Diamond Reverse Conical: 1 piece
- Pear shaped: 1 piece
- Polishing Bur: 1 piece

## Others

- Led Cure: 1 piece
- Bowl/ Bowl Spoon: 1 piece
- Pink Wax: 1 sheet
- Wax Spatula: 1 piece
- Polishing Brush: 1 piece
- Tray: 1 piece
- Dental Floss: 1 piece
- Diaper: 1 piece
- Bond: 1 piece
- Bond Brush: 1 piece
- Tray (plastic): 1 piece, To put hand tools
- Sandpaper: 1 piece
- Vaseline: 1 piece
- Alcohol: 1 piece

Product	Piece	Picture	Property
Glass Ionomer/ powder liquid	1 box		Powder Liquid
Compomer	At least 2		***The material will not be provided by the clinic and composite will not be accepted.
Bonding agent	1 bottle (Two students can share and use it)		Universal
Flouride Varnish	3 disposable varnish package		
Applicator	10 piece		
Compomer Gun	1 piece		
Cotton Roll	3 Pack		

Cotton Pellet	30 piece		
Phosphoric Acid	1 tube (Two students can share and use it)		
Resin fissur sealant	1 tube (Two students can share and use it)		
Wedge	1 box (Four students can share and use it)		

## ORTHODONTICS PRACTICAL SUBCOMMITTEE

- Universal Plier
- Bird Beak Plier
- Three-sided Plier
- Cutter
- 1 meter long 0.70 mm fully round stainless-steel wire for laboratory practice
- 1 meter long 0.50 mm fully round stainless-steel wire for laboratory practice
- Ruler
- Upper Jaw Plaster Model
- Marking Pen
- Wax for Modeling and Fixing Wires
- Modeling Wax
- Camineto
- Model Isolating Solution